


EN 301 893 / EN 302502 Test Photograph


Description: Radiated Spurious Emissions Test Setup for below 1GHz



Description: Radiated Spurious Emissions Test Setup for above 1GHz



Description: Radiated Spurious Emissions Test Setup for above 18GHz




Description: DFS Test Setup



EN 301489 Test Photograph


Test Mode: Mode 1

Description: Front View Conducted Emission Test Setup for Power Port




Test Mode: Mode 1

Description: Back View Conducted Emission Test Setup for Power Port




Test Mode: Mode 1

Description: Radiated Emission Test Setup (30MHz ~ 1GHz)



Test Mode: Mode 1

Description: Radiated Emission Test Setup (1 ~ 6GHz)



Test Mode: Mode 1

Description: Harmonic Current Emissions & Voltage Fluctuations and Flicker Test Setup




Test Mode: Mode 1

Description: Electrostatic Discharge Test Setup



Test Mode: Mode 1

Description: Radio-frequency Electromagnetic Field Test Setup



Test Mode: Mode 1

Description: Electrical Fast Transients Test Setup for Power Port



Test Mode: Mode 1

Description: Surge Test Setup for Power Port



Test Mode: Mode 1

Description: Radio-Frequency Common Mode Test Setup for Power Port



Test Mode: Mode 1

Description: Voltage Dips and Interruptions Test Setup

